



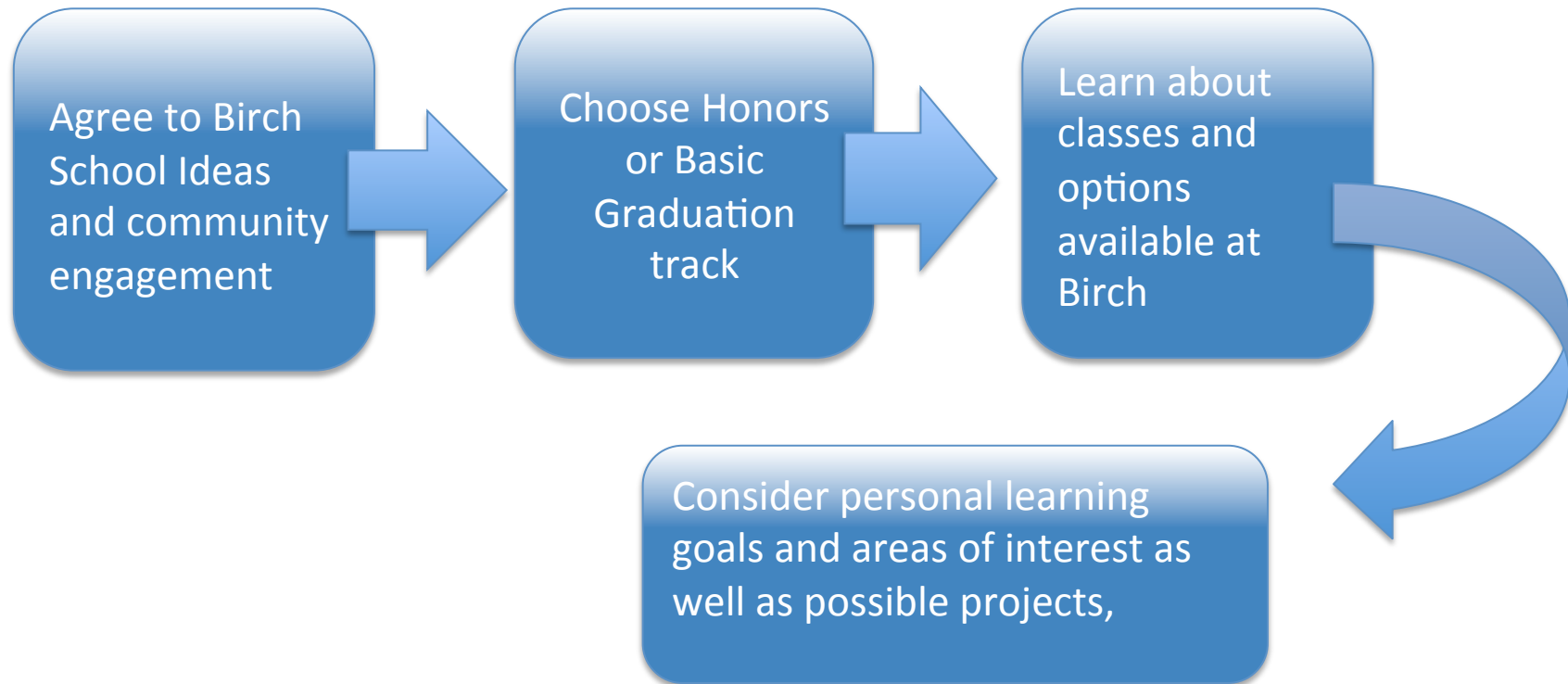
Informational Meeting  
Program Overview 2015-2016

# Welcome to The Birch School!

- Its about the Students!
  - Relationships
  - Values
  - Opportunities
  - Challenge
  - Confidence
  - A place, not just a building!

# The Big Picture

## Preparing to make your Learning Plan



Create PERSONAL LEARNING STATEMENT to guide you . Your Statement will appear on your Project Foundry Homepage each time you login.



## Student Performance

Learning Plan:

Auto-Generated Learning Plan

### Personal Statement [\[Edit\]](#)

No Mission Statement set yet, Consider following :

Who are you?

What is your ideal future?

What do you love about life?

When are you at your best?

With unlimited resources, what would you choose to do?

### Goals [\[add new goal\]](#)

Set Personal Goals For Your Learner...

Setting personal goals for yourself can help track non-academic goals. Specifically, please list at least one Professional, Academic, and Social goal. Maybe a fitness goal in mind, such as improving their running time, or scoring a certain number of goals in soccer. Maybe save a certain amount of money or work on being more organized. Perhaps the goal may be improving interpersonal skills. Whatever it may be, track it here.

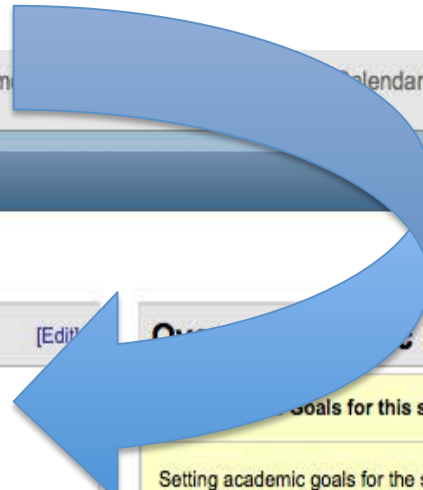
### Outcomes & Progress [\[edit goals\]](#)

Setting academic goals for this student...

Setting academic goals for the student helps guide students and ensure as they propose new work, they are not repeating already completed areas of focus.

### In Progress Credits and Experiences [\[quick add\]](#)

No search results found.





Student Performance

Learning Plan:

Auto-Generated Learning Plan

Personal Statement [\[Edit\]](#)

No Mission Statement set yet, Consider following :

- Who are you?
- What is your ideal future?
- What do you love about life?
- When are you at your best?
- With unlimited resources, what would you choose to do?

Overall Academic Progress [\[edit goals\]](#)

for this student...

Setting academic goals for this student helps guide students and ensure as they propose new work, they are creating already completed areas of focus.

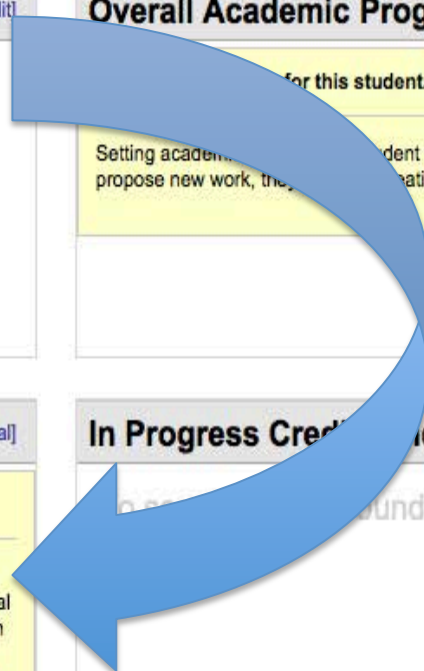
Goals [\[add new goal\]](#)

Set Personal Goals For Your Learner...

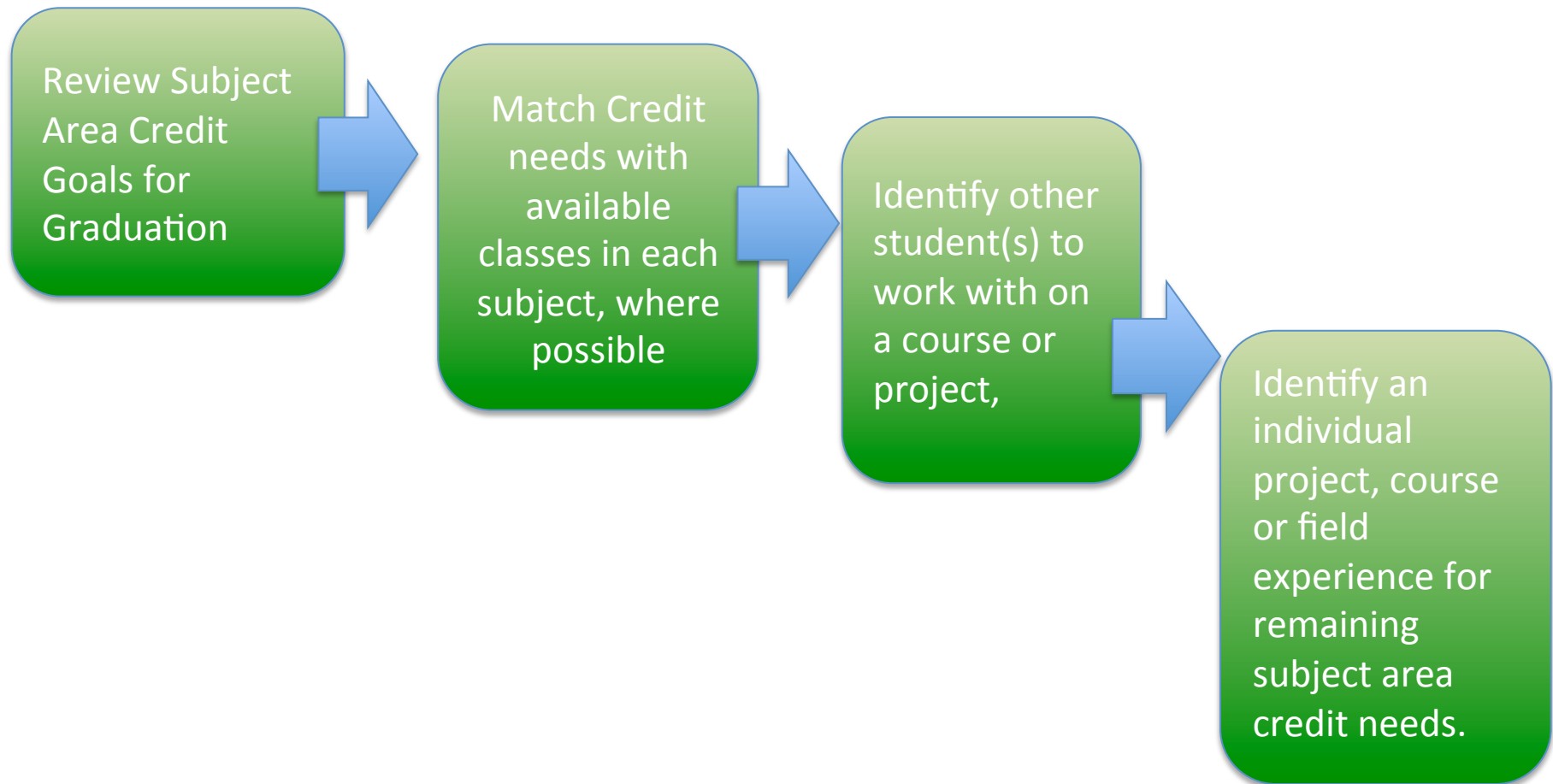
Setting personal goals for yourself can help track non-academic goals. Specifically, please list at least one Professional, Academic, and Social goal. Maybe a fitness goal in mind, such as improving their running time, or scoring a certain number of goals in soccer. Maybe save a certain amount of money or work on being more organized. Perhaps the goal may be improving interpersonal skills. Whatever it may be, track it here.

In Progress Credits and Experiences [\[quick add\]](#)

on progress...

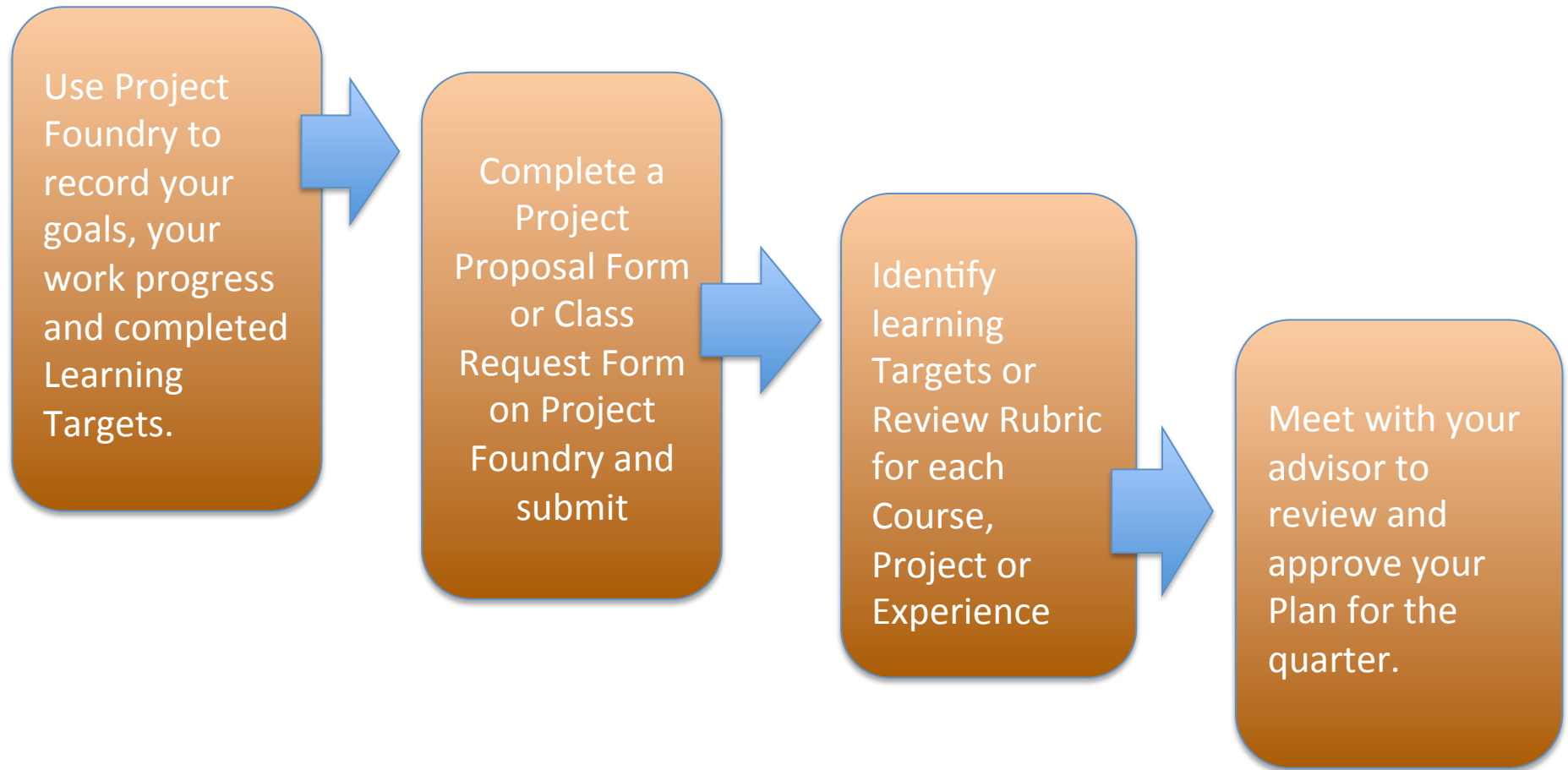


# Planning your Path



# Plug it into a Plan

Update your Graduation Learning Plan



# Choose from many template options

**Class/ Seminar**

Students use this form to request enrollment in a online, ITV or district course.  
Advisors/Teachers use this form to plan/assign a course seminar.

**Community Service Proposal**

Students use this form to request participation in a community service activity.

**Copy of Transfer Student Record**

Advisors use this form to record prior credit and completed learning targets for a transfer student.

**Field Experience**

Students use this project request for summarizing field experience activities and requesting credit for activities outside of school that are related to their learning plan.

**Independent Reading Project**

Students use this plan for independent reading related activities.

**Pond Study Project Proposal**

Propose a project in your choice of the following areas of expertise: Art/Creative Writing, Math, Science, History, Community Service relating to our study of ponds.



- Write a project proposal or class request for each course

## Current Work



### Projects and Other Work in Project Foundry

Depending on your school, there may be any number of ways of planning, recording, and managing your learning. What may be the same across these different ways will be the pieces of the process, including:

- Proposal or Plan
- Results or Products
- Time Logs and Tasks
- An ending self-assessment
- An ending teacher/advisor evaluation

Write a Birch School Project Proposal 1

Write a Class/ Seminar

Write a Community Service Proposal

Write a Copy of Transfer Student Record

Write a Field Experience

Write a Independent Reading Project


Write a Pond Study Project Proposal

Write a Pre-Proposal

Write a Project Proposal 2

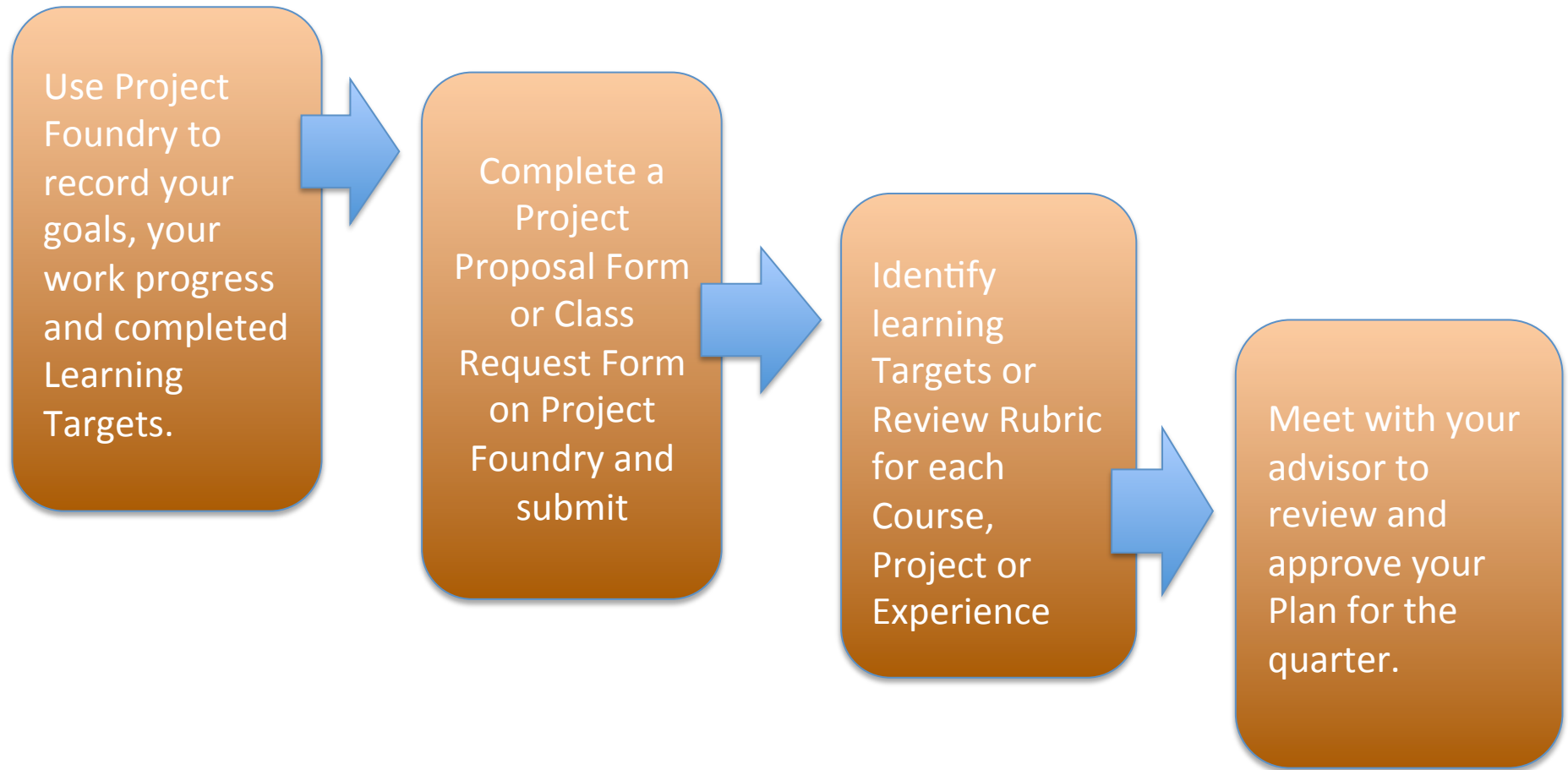
Write a Transfer Student Record

Write a Work Based Learning Request





# Plug it into a Plan

Update your Graduation Learning Plan



# Project Foundry Course Request Form

**the BIRCH SCHOOL**   Home | Actions | My Projects | My Calendar | Performance | Portfolio | Help Kate Fox ▾

**Write a Project Request**

**Class/ Seminar** [ change form ]

Students use this form to request enrollment in a online, ITV or district course. Advisors/Teachers use this form to plan/assign a course seminar.

\* An asterisk next to the prompt title means the information is required.

Last saved: Never

**1. Course Seminar Title \***

List the title of the course seminar as it appears in the course catalog.

**2. Type of Course Seminar \***

Check the box that indicates how the course will be delivered.

Online  
 ITV  
 On Campus  
 Off Campus  
 Other

**3. Source of Course \***

Check the box that best describes the source of the course seminar.

Local High School  
 Other School District (not listed)  
 College  
 Other

# Sample Pond Study Proposal

**Pond Study Project Proposal** [ change form ]

Propose a project in your choice of the following areas of expertise: Art/Creative Writing, Math, Science, History, Community Service relating to our study of ponds.

\* An asterisk next to the prompt title means the information is required.



Last saved: Never

**1. Project Description \***

[bigger](#) | [smaller](#)

**2. Start/End Date \***

Please estimate a starting and completion date for the project.

**Start Date \***   **End Date \***   (ex. 1/26/04, Jan 26)

**3. Project Members \***


Find User:

**Student(s):** **Advisor(s):**  
Kate Fox [\[ remove \]](#)

[\[ remove all \]](#)

**4. Project Name \***

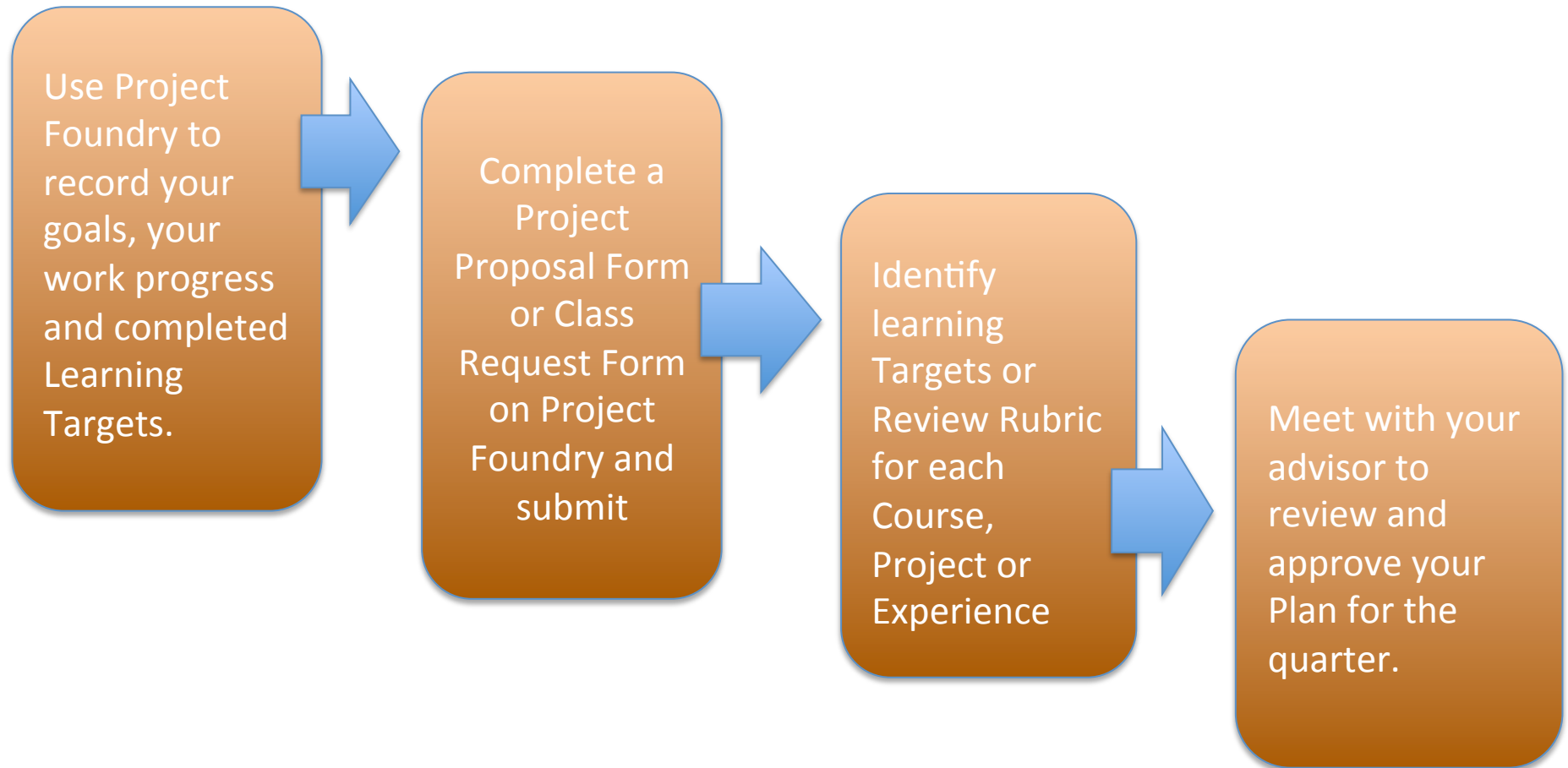
**5. Project Skills \***

Search Learning Targets:  

Core Subjects and 21st Century Themes		
Information, Media and Technology Skills		
Learning and Innovation Skills		

# Plug it into a Plan

Update your Graduation Learning Plan



# Identifying Learning Targets

## Begin with the End in Mind

1. Summarize the theme for this project. Why do this project?

bigger | smaller

2. Project Name \*

3. Identify the content standards that students will learn in this project (two to three per subject). \*

All Available

Search Learning Targets

English Language Arts: 3	SL.7.2	Include multimedia components (e.g., graphics, images, music, sound) and visual displays in presentations to clarify information.
English Language Arts: 4	Comprehension and Collaboration SL.7.3	
English Language Arts: 5	Presentation of Knowledge and Ideas SL.7.4	
English Language Arts: 6	Presentation of Knowledge and Ideas SL.7.5	
<b>English Language Arts: 7</b>	<b>Presentation of Knowledge and Ideas SL.7.5</b>	
English Language Arts: 8	Presentation of Knowledge and Ideas SL.7.6	
English Language Arts: 9-10		<input type="button" value="add"/>

bigger | smaller


4. Identify key skills students will learn in this project. \*

List only those skills you plan to assess (two to four per person).

Add

No items added yet

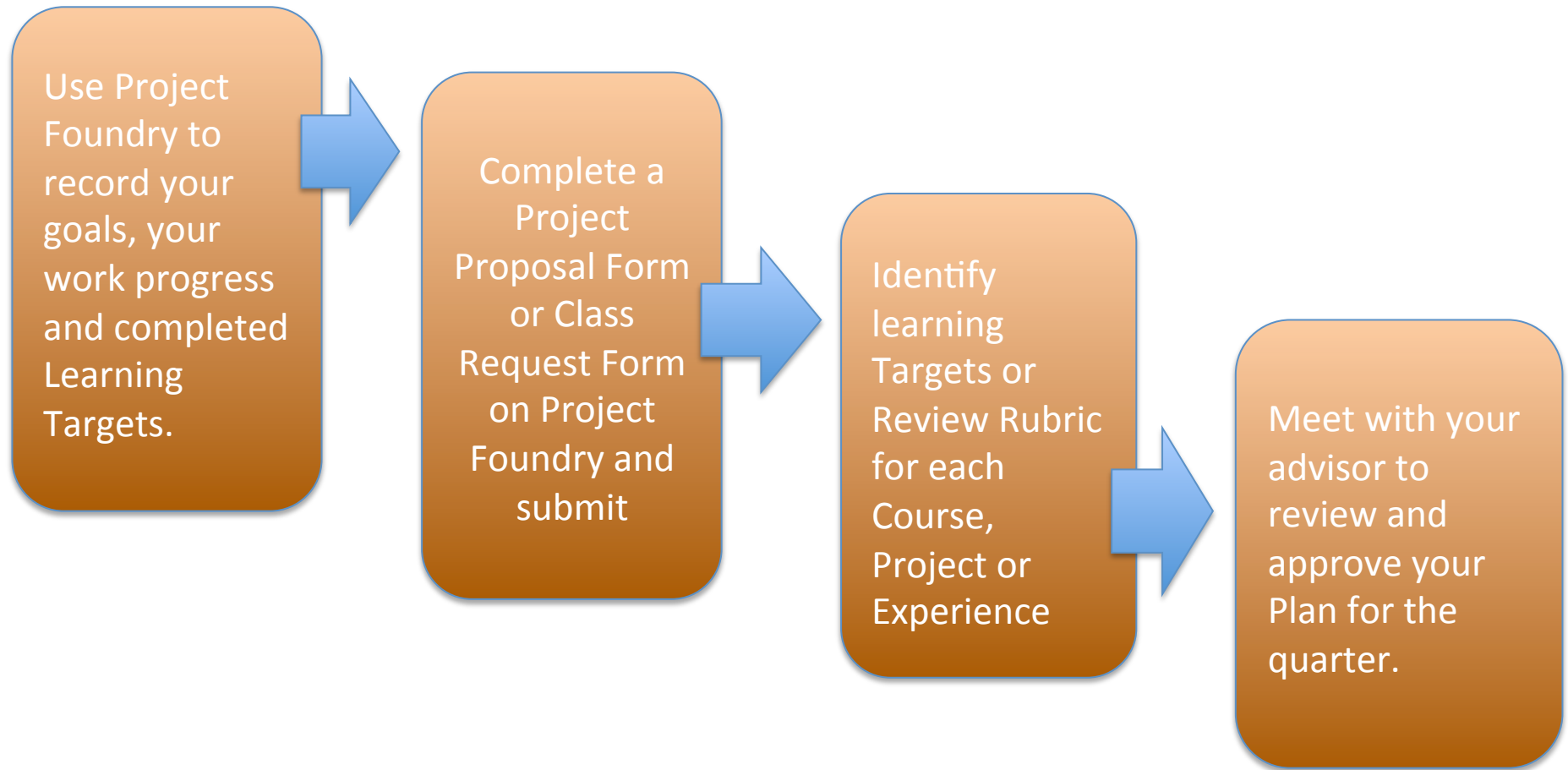
# Looking at Project Skills



<b>▼ 21st Century Interdisciplinary Themes</b>	Demonstrate knowledge and understanding of the environment and the circumstances and conditions affecting it, particularly as relates to air, climate, land, food, energy, water and ecosystems
Civic Literacy 1	
Civic Literacy 2	
Civic Literacy 3	
<b>Environmental Literacy 1</b>	
Environmental Literacy 2	

# Plug it into a Plan

Update your Graduation Learning Plan





# Create your weekly schedule

- Participate In Advisory Period on Monday Mornings to plan your work and keep on track
- Use your planner AND Project Foundry
- Know your daily classes, quiet worktime and small group periods. In other words *Know your Schedule!*
- Take your planner home every day so parents can ask to see your record of work. If you haven't completed your work for the day, you may need to finish in the evening. **MAKE SURE YOUR PLANNER IS IN SCHOOL EVERY DAY!**

# Stay Organized

- Use Notebooks, folders and binders to keep your work neat and organized.
- Utilize a storage system that works for you, choose from several available options, or make up your own.
- Use your Planner to track time devoted to various projects
- Keep Project Foundry Journals and Time Logs up to date, preferable daily

# DO IT!



# Getting Credit for your work

- Record your work
- Log your time
- Self-Assess regularly
- Use rubrics before, during and after your work
- Participate in Feedback Circles, solicit input from others.

# Recording and Keeping Track on a Quarterly Basis

- Keep a portfolio of sample work for each of four quarters
- Present at showcase twice per year
- Lead your Student-Led Conference twice per year
- Meet with a Teacher/Advisor for a “Credit Conference” for final granting of credits each quarter.

# GRADUATION

- Completion of goals, credits and learning targets in subject areas as outlined in credit guidelines.
- Successful “Capstone” or “Senior Project” presented and defended.
- Curation and presentation of online portfolio and Student-Led Conference Notebook.

That's a lot of keep track of.  
Got Questions?



# Other stuff...

- District resources available
- Homework
- Parent communications
- Project Foundry parent meeting in Oct.
- Field Trips
- PE
- Breakfast & Lunch
- Snow Days
- Summer Reading
- Devices



